


KR 345 Edge Stacker


Sort and tray envelopes more efficiently with the KR 345



An all-new concept in mail handling, the KR 345 takes the hassle out of sorting and traying mail. Part shingle conveyor, part edge stacker, the KR 345 combines the advantages of each system into a simple, laborsaving unit.

Product is shingled in the conventional manner using a high-speed in feed table and clutched conveyor belts. A two-position backstop creates offsets in the stream indicating zip and bundle breaks. The KR 345 then converts the shingled stream into an upright position. Sliding entire bundles off the side of the conveyor into the mail tray makes tray filling quick and easy. For applications where edge stacking is not possible, the KR 345 converts into standard shingle conveyor mode.

When you're ready to reduce labor and increase productivity, then it's time for a KR 345.



The KR 345's high-speed infeed table and clutched conveyor belts ensure a neat, consistent shingle.

KR 345 Edge Stacker *Zip Code Sorting System*

Here's how it works...

General Specifications

Physical

Length	7'
Height	42"
Width	38"
Infeed height	33.2"
Conveyor exit direction	Specify left or right

Electrical Requirements

Voltage	120 VAC
Current	15 amps
Phase	single
Hertz	60

Production Rate

Belt speed	400 ft/min
Stacks/minute	55/min

Material Handling

Min stock size	3" x 5"
Max stock size-Edge stacking	6" x 9" and 6" x 11"
Max stock size-shingle only	9" x 12"
Minimum stock thickness	single sheet
Maximum stock thickness	1/4"


Features

High speed infeed table
Two position backstop
Semi-automatic startup
Standard inkjet interface
Shingle only mode
Batch counter mode
Mail tray shelf


Options

Hydraulic lift kit
Left or right outfeed conveyor
Stack mark reader

Your KR Dealer is:



The KR 345 shingles mail in the conventional manner. Conveyor belts stop when the flow of product entering the machine stops keeping the shingle consistent. A two-position backstop offsets the shingle indicating zip and bundle breaks.



The flat, shingled stream of mail transitions into a vertical position maximizing conveyor space.



Fill trays in one motion by sliding bundles off the side of the conveyor.